





















B	I	N	G	O
 <p>Find a blade of grass</p>	 <p>Spot a squirrel</p>	 <p>Find a flower then pretend to be a hummingbird and fly quickly to other flowers/plants</p>	 <p>Find a worm</p>	 <p>Listen for a bird singing then try to repeat it</p>
 <p>Find a green tree leaf</p>	 <p>Hop 10 times like a frog</p>	 <p>Flap your arms like a bird</p>	 <p>Find new buds</p>	 <p>Find something smooth</p>
 <p>Walk and talk</p>	 <p>Find a birds home</p>	<p>FREE</p>	 <p>Find an ant</p>	 <p>Find a green plant</p>
 <p>Reach for the sky 5 times</p>	 <p>Find something bumpy</p>	 <p>Find a clover</p>	 <p>Make a frog sound</p>	 <p>Find a nut or a seed</p>
 <p>Buzz like a bee</p>	 <p>Pretend to blow in the wind like a tall tree</p>	 <p>Find what's under a rock</p>	 <p>Look for a cloud, if you see one, call out what you think it looks like</p>	 <p>Laugh out loud</p>



BACKYARD BINGO

ITEMS NEEDED

- Chalk or Printed Bingo cards
- Container (jar, box, bowl, hat, or bucket)
- Bingo markers (stones, pinecones, or something similar)
- One piece of paper numbered 1 through 24 or cut out the numbers in the attached grid

SETUP:

1. Write the numbers 1 through 24 on a piece of paper or print the attached grid. Cut out the numbers and put them in the container.

Option 1: Print one bingo card with pictures for each player or team.

Option 2: Use chalk to draw a 5 x 5 grid on your driveway, sidewalk, or a chalk board. Write the numbers 1 through 24 on your grid (see options in attached grid) and make sure to include the FREE space in the center.

HOW TO PLAY (just like regular Bingo!)

1. Shake up the numbers in your container. Pull one out, find the number on the list below and read the activity.
2. Once the activity is completed, place a stone/Bingo marker on the coordinating number on your Bingo grid (or make a small chalk mark.)
3. Repeat until someone gets 5 in a row either across, down or diagonal and yells Bingo to win!

VARIATIONS

- Kids can work together to get Bingo as a team.
- Consider adding a time limit to each activity. Whoever wins it in that time limit gets to mark their Bingo card.
- Go on a walk at a park or around your neighborhood to complete the Bingo activity and take the printed sheets along.

- | | |
|---------------------------------------------------------------------------------------------|-----------------------------------------------------------------------------|
| 1. Find a blade of grass | 13. Find a clover |
| 2. Find a green tree leaf | 14. Find something that lives under a log or rock |
| 3. Waddle like a duck while quacking | 15. Find a worm |
| 4. Reach for the sky 5 times | 16. Find new buds on a tree or bush |
| 5. Buzz about like a bee | 17. Find an ant |
| 6. Spot a squirrel | 18. Make a sound like a frog |
| 7. Hop 10 times like a frog | 19. Look for a cloud, if you see one, call out what you think it looks like |
| 8. Find where a bird lives | 20. Listen for a bird singing then try to repeat it |
| 9. Find something with a rough texture | 21. Find something with a smooth texture |
| 10. Pretend to blow in the wind like a tall tree | 22. Find a green plant |
| 11. Find a flower then pretend to be a hummingbird and fly quickly to other flowers/ plants | 23. Find a nut or seed |
| 12. Flap your arms like a bird | 24. Laugh out loud |



BACKYARD BINGO

B	I	N	G	O
1	9	11	15	20
2	7	12	16	21
3	8	FREE	17	22
4	9	13	18	23
5	10	14	19	24



BACKYARD BINGO

B	I	N	G	O
4	9	12	19	24
2	7	11	16	20
5	6	FREE	18	23
1	8	14	17	21
3	10	13	15	22